

30 805 875



- 500mm projection
- pivoting spout
- laminar flow
- cold water only
- max. flow 5.7 l/min at 3 bar flow pressure
- min. recess depth 125 mm
- max. recess depth 80 mm
- lead-free
- This product can help a building meet the requirements of Green Building Rating Systems, e.g. LEED®, BREEAM®, DGNB

	Chrome	30 805 875-00
	Brushed Platinum	30 805 875-06
	Platinum	30 805 875-08
	Durabrace (23kt Gold)	30 805 875-09
	Dark Chrome	30 805 875-19
	Brushed Durabrace (23kt Gold)	30 805 875-28
	Brushed Champagne (22kt Gold)	30 805 875-46
	Champagne (22kt Gold)	30 805 875-47
	Brushed Chrome	30 805 875-93
	Brushed Dark Platinum	30 805 875-99

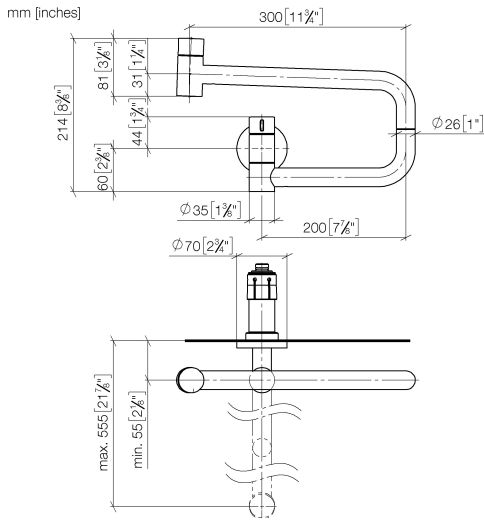
Required miscellaneous

POT FILLER Concealed wall elbow 35 087 970 90

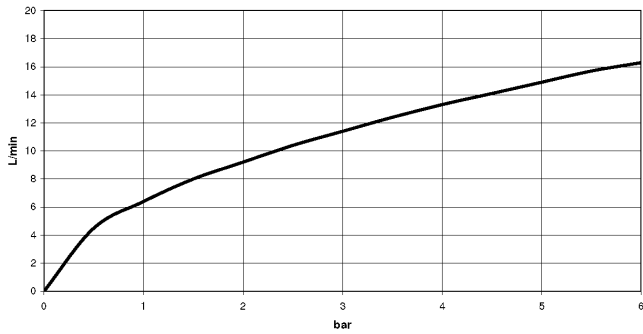


- max. recess depth 125 mm
- min. recess depth 80 mm

30 805 875



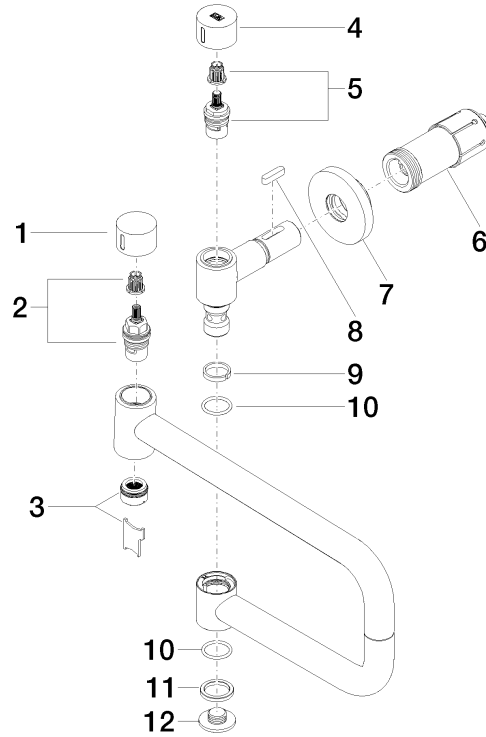
Flow rate chart



Certificates

LGA_29748. IAPMO_N-4976. IAPMO_4976 (4). IAPMO_6397.

30 805 875



Spare parts list

No.	Item Number	Name	Quantity used	Delivery time
1	09 20 62 025-00	handle	1	10
2	90 90 03 146 00 90	top	1	2
3	90 23 01 026 11-00	aerator	1	10
4	09 20 62 027-00	handle	1	10
5	90 90 03 171 00 90	top	1	2
6	90 30 01 213 00 90	connection	1	2
7	90 27 87 039 00-00	rosette	1	10
8	90 16 04 001 00 90	spring	1	2
9	09 28 10 136 90	ring	1	2
10	09 14 10 015 90	seal	2	2
11	09 28 10 139 90	ring	1	2
12	09 21 02 028-00	lid	1	10